

Adoree Ornament Cover(for Toronto Bead Society, 2015)



Copyright:

www.thatbeadlady.com

Supplies:

you will require a Glass ball
ornament 2 5/8 inches
diameter(62cm)

Supplies:

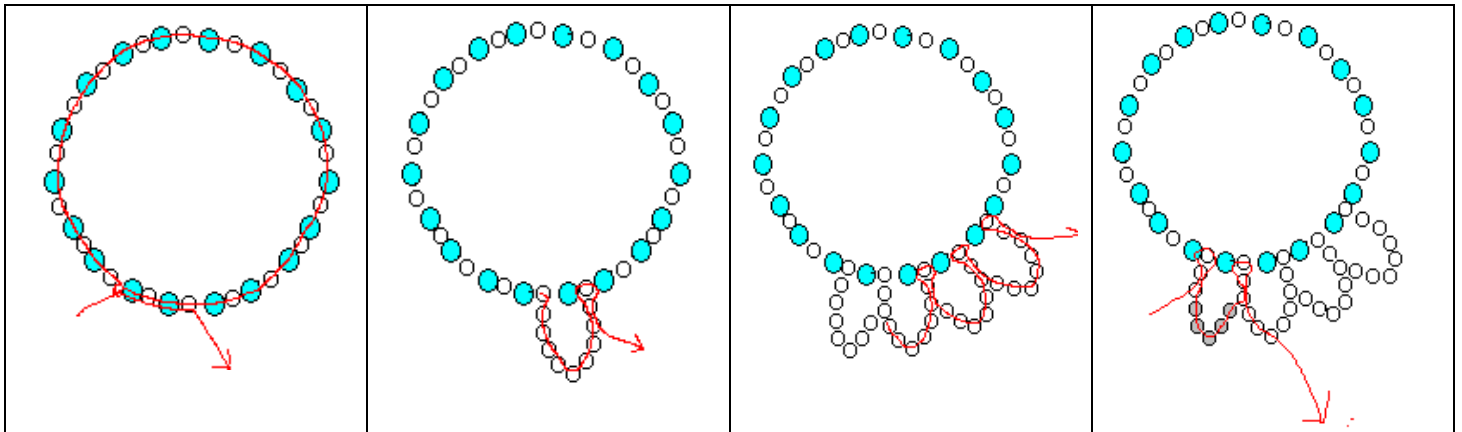
Size 11 seed beads 15 gms
Swarovski pearls 3 mm
90 pcs

Swarovski pearls 6 mm
18 pcs

Swarovski pearls 8 mm
18 pcs

Swarovski 4 mm crystals
90 pcs

Beading thread and needles



Begin with about 2 yards of thread. You can add more thread as needed.

Pick up one seed bead, one small pearl for a total of 36 beads, (18 pearls, 18 seed beads). **Make sure that this ring of beads will fit over your glass ball.**

Move these to about 5 inches from the end of the thread and tie the thread ends together. Sew around this ring of beads again, then sew through the first few beads past the knot, exit one of the seed beads.

Round 1: Pick up 9 seed beads, sew through the next seed bead in the ring. Sew down through the last 2 of these 9 seed beads (see second diagram)

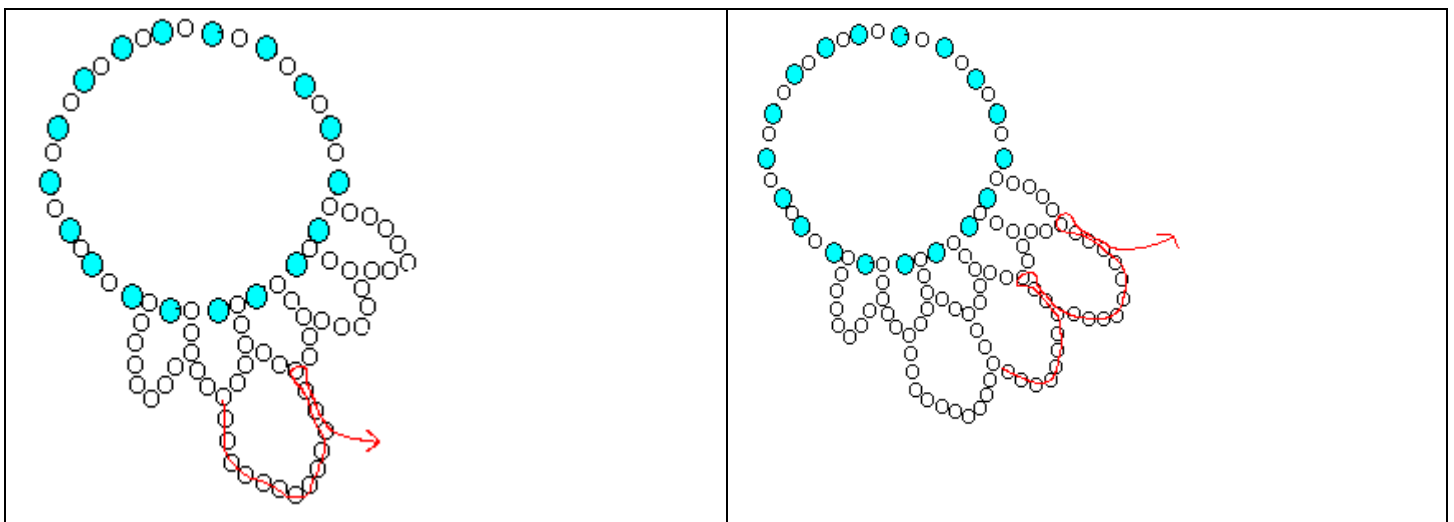
Pick up 7 seed beads, sew through the next seed bead in the ring. Sew down through the last 2 of these 7 seed beads (see third diagram)

Repeat around the ring.

Be sure to keep all the beads snugly together with little thread showing.

The last loop will be formed by picking up 5 seed beads only, and sewing up the first 2 seed beads of the first loop.

Sew through the seed bead in the ring where you started, down 2 seed beads, and exit from the middle bead of the first loop. (note all rounds are finished in a similar manner)

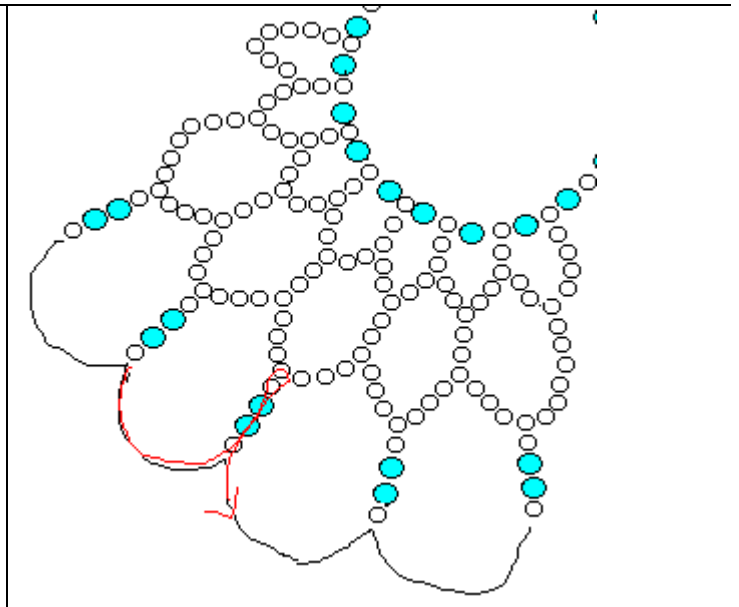
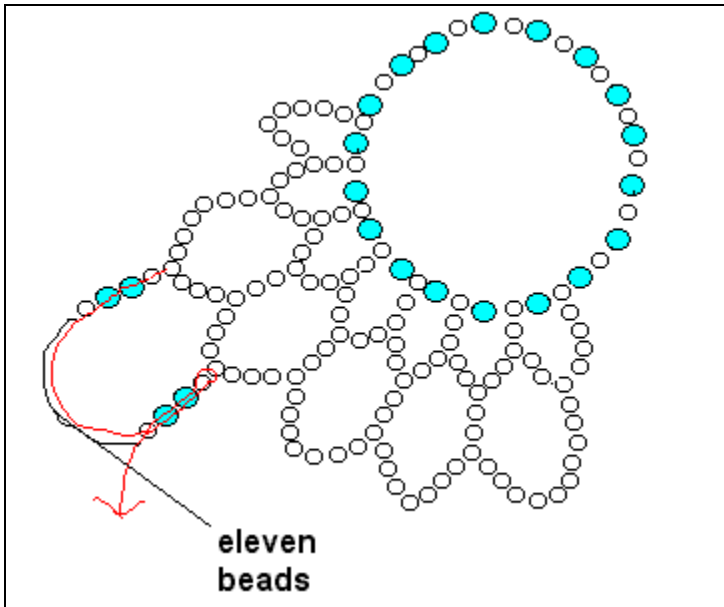


Round 2: Pick up 13 seed beads. Sew through the middle bead of the next loop. Sew down the last 3 of these 13 beads. (first diagram)

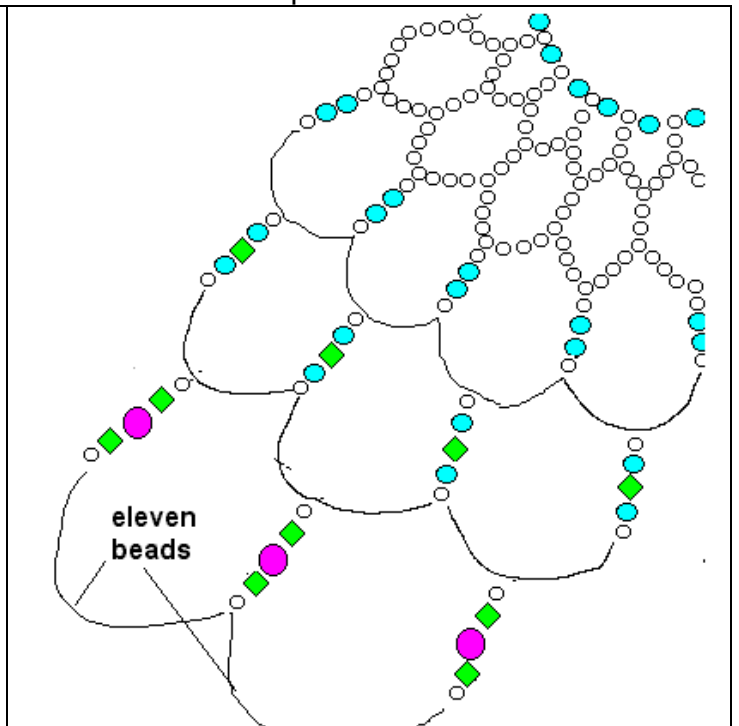
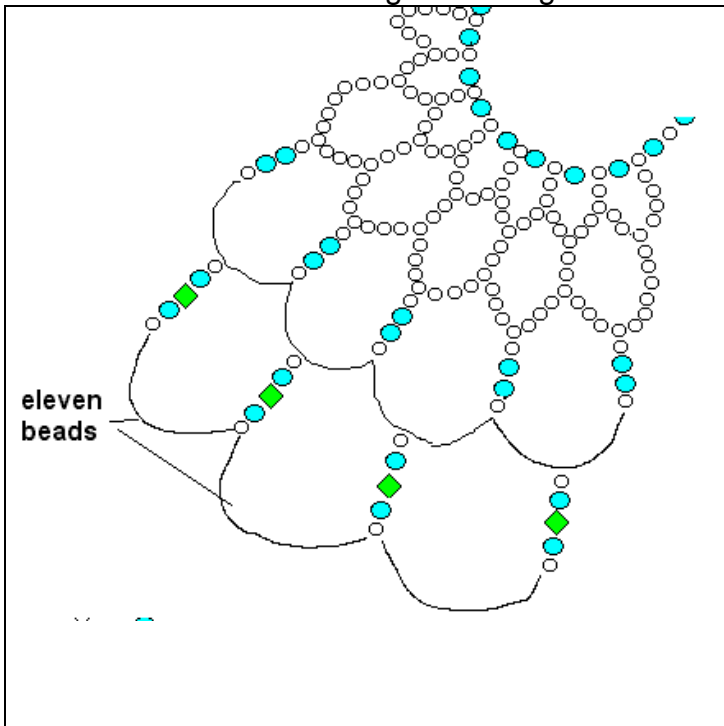
Pick up 10 seed beads. Sew through the middle bead of the next loop. Sew down the last 3 of these 10 beads. (second diagram)

Repeat around the ring.

Finish the last loop same way you finished the last loop in Round 1, picking up 7 beads only. Be sure to sew back down and out through the middle bead of the first loop of Round 2



Round 3: Pick up one seed bead, 2 small pearls, one seed bead, eleven seed beads, one seed bead, 2 small pearls, one seed bead.
 Sew through the middle bead of the next loop. Sew down the last 4 beads before the loop of eleven beads. (first diagram)
 Pick up eleven seed beads, one seed bead, 2 small pearls, one seed bead.
 Sew through the middle bead of the next loop. Sew down the last 4 beads before the loop of eleven beads. (second diagram)
 Repeat around the ring.
 Be sure to finish by sewing out through the middle bead of the first loop of Round 3.



Complete rounds 4 and 5 in the same way as previous with the following bead counts:
Round 3: Pick up one seed bead, 1 small pearl, one crystal, one small pearl, one seed bead, eleven seed beads, one seed bead, 1 small pearl, one crystal, one small pearl, one seed bead,
 Sew through the middle bead of the next loop. Sew down the last 5 beads before the loop of eleven beads.
 Pick up eleven seed beads, one seed bead, 1 small pearl, one crystal, one small pearl, one seed bead,

Sew through the middle bead of the next loop. Sew down the last 4 beads before the loop of eleven beads.

Round 4: Pick up one seed bead, 1 crystal, one medium pearl, 1 crystal, one seed bead, eleven seed beads, one seed bead, 1 crystal, one medium pearl, 1 crystal, one seed bead, Sew through the middle bead of the next loop. Sew down the last 5 beads before the loop of eleven beads.

Pick up eleven seed beads, one seed bead, 1 crystal, one medium pearl, 1 crystal, one seed bead,. Sew through the middle bead of the next loop. Sew down the last 5 beads before the loop of eleven beads.

		<p>Dangles: Be sure to exit the middle bead of a loop of eleven. Pick up 7 seed beads, one crystal, one large pearl, one crystal, and 4 seed beads. Sew up the first of the set of 4 seed beads, up the crystal/pearl/crystal Pick up 7 more seed beads, sew into the opposite side of the middle bead (from the loop of 11) where you started. Sew along the next 5 beads, up the column of crystal and pearls from round 4, and back down and out the seed bead at the bottom of that column. Sew along the next loop of eleven to the middle bead and repeat the dangle.</p>
--	--	---

Weave in all thread ends! Finished!~
 copyright: www.thatbeadlady.com